

Self-truncation and scaling in Euler-Voigt- α and related fluid models

Giuseppe Di Molfetta

LERMA, Observatoire de Paris, PSL Research University, CNRS, Sorbonne Universités, UPMC University Paris 6,
UMR 8112, F-75014, Paris, France

Giorgio Krstulovic

Laboratoire Lagrange, UMR7293, Université de Nice Sophia-Antipolis, CNRS, Observatoire de la Côte d'Azur,
BP 4229, 06304 Nice Cedex 4, France

Marc Brachet

Laboratoire de Physique Statistique de l'École Normale Supérieure/PSL Research University,
associé au CNRS et aux Universités Pierre-et-Marie-Curie Paris 06 et Paris Diderot, 24 Rue Lhomond, 75231 Paris, France

(Received 19 February 2015; published 29 July 2015)

A generalization of the 3D Euler-Voigt- α model is obtained by introducing derivatives of arbitrary order β (instead of 2) in the Helmholtz operator. The $\beta \rightarrow \infty$ limit is shown to correspond to Galerkin truncation of the Euler equation. Direct numerical simulations (DNS) of the model are performed with resolutions up to 2048^3 and Taylor-Green initial data. DNS performed at large β demonstrate that this simple classical hydrodynamical model presents a self-truncation behavior, similar to that previously observed for the Gross-Pitaevskii equation in Krstulovic and Brachet [*Phys. Rev. Lett.* **106**, 115303 (2011)]. The self-truncation regime of the generalized model is shown to reproduce the behavior of the truncated Euler equation demonstrated in Cichowlas *et al.* [*Phys. Rev. Lett.* **95**, 264502 (2005)]. The long-time growth of the self-truncation wave number k_{st} appears to be self-similar. Two related α -Voigt versions of the eddy-damped quasinormal Markovian model and the Leith model are introduced. These simplified theoretical models are shown to reasonably reproduce intermediate time DNS results. The values of the self-similar exponents of these models are found analytically.

DOI: [10.1103/PhysRevE.92.013020](https://doi.org/10.1103/PhysRevE.92.013020)

PACS number(s): 47.10.-g, 47.27.E-

I. INTRODUCTION

Classical Galerkin-truncated systems have been studied since the early 1950s in fluid mechanics. In this context, the (time reversible) Euler equation describing spatially periodic classical ideal fluids is known to admit, when spectrally truncated at wavenumber k_{max} , absolute equilibrium solutions with Gaussian statistics and equipartition of kinetic energy among all Fourier modes [1–4]. Furthermore, the dynamics of convergence toward equilibrium involves a direct energy cascade toward small scales and contains (long-lasting) transient that mimic (irreversible) viscous effects that are produced by the “gas” of high-wave-number partially thermalized Fourier modes generating (pseudo) dissipative effects [5–7].

In the case of superfluids, the relevant equation is the so-called truncated (or Galerkin-projected) Gross-Pitaevskii equation (TGPE). In the TGPE case, absolute equilibrium can also be obtained by a direct-energy cascade, in a way similar to that of the truncated Euler case, with final thermalization accompanied by vortex annihilation. Furthermore, increasing the amount of dispersion produces a slowdown of the energy transfer at small scales, inducing a bottleneck and a partial thermalization that is independent of the truncation wave number and takes place below a “self-truncation” wave number $k_{st}(t)$ that is observed to slowly increase with time [8–10].

The purpose of the present paper is to find and study such self-truncation phenomena in the simpler context of classical hydrodynamics of an ideal fluid. This is obtained by using equation of motion of the Euler type. To wit, we study here a simple generalization of the standard 3D Euler-Voigt- α (nondissipative) model [11,12].

Note that various *dissipative* Navier-Stokes-Voigt- α regularizations have been proposed in the last decade as efficient subgrid-scale models in order to address the classical turbulence closure problem, both in hydrodynamics [13] and in magnetohydrodynamics [14]. Results on the regularity properties of this type of dissipative models are given in Ref. [15] and the statistical solutions are shown to converge to those of Navier-Stokes (when $\alpha \rightarrow 0$) in Refs. [16,17]. For large values of α , dissipative Voigt models are known to inhibit and reduce the transfer of energy to the small scales.

Compared to the Euler equations, the conservative 3D Euler-Voigt- α model also penalizes the formation of small scales. We show that this penalization is enough to produce a self-truncation regime. Our main findings are that the self-truncation regime of this generalized model reproduces the behavior of the truncated Euler equation [5]. The long-time behavior of the energy spectrum appears to be self-similar.

To understand this self-similarity we further introduce two different models that are α -Voigt versions of the eddy-damped quasinormal Markovian (EDQNM) model [4,18] and the Leith model [19], respectively. Both models are shown to present behaviors that are similar to that of the Euler-Voigt- α model. The relative simplicity of these models allows us to determine the analytical values of the self-similar exponents.

The paper is organized as follows. Section II is devoted to our generalized model. Basic definitions of the Euler-Voigt- α model are given in Sec. II A. Numerical methods and performed computations are detailed in Sec. II B. Our results on the self truncation regime are described in Sec. II C. The long-time behavior is studied in Sec. II D. Related theoretical

models are presented in Sec. III. Section III A is devoted to the α V-EDQNM model and Sec. III B to the α V-Leith model. Finally, our main results are summarized in Sec. IV, where we give our conclusions.

II. EULER-VOIGT- α MODEL

A. Definition of the model

The standard 3D Euler-Voigt- α model [11,12] is a partial differential equation for the 3D velocity field $\mathbf{u}(x,y,z,t)$ that explicitly reads

$$(1 - \alpha^2 \nabla^2) \frac{\partial \mathbf{u}}{\partial t} = -(\mathbf{u} \cdot \nabla) \mathbf{u} - \nabla p$$

$$\nabla \cdot \mathbf{u} = 0. \quad (1)$$

The operator $-\alpha^2 \nabla^2 \frac{\partial}{\partial t}$ (as we will see later) suppresses the formation of scales smaller than α . The associated wave number to this scale is denoted $k_\alpha = \alpha^{-1}$. We refer to the operator in Eq. (1) as the α term.

Let us now define the generalized 3D Euler-Voigt- α model:

$$[1 + (-\alpha^2 \nabla^2)^{\frac{\beta}{2}}] \frac{\partial \mathbf{u}}{\partial t} = -(\mathbf{u} \cdot \nabla) \mathbf{u} - \nabla p,$$

$$\nabla \cdot \mathbf{u} = 0, \quad (2)$$

where the power β is an even integer. We refer to β as the penalization exponent as its increase enhances the suppression of small-scale generation. When $\alpha = 0$, the generalized model Eq. (2) reduces to the standard 3D incompressible Euler equations:

$$\frac{\partial \mathbf{u}}{\partial t} + \mathbf{u} \cdot \nabla \mathbf{u} = -\nabla p, \quad \nabla \cdot \mathbf{u} = 0. \quad (3)$$

We consider here spatially periodic solutions defined in the domain $\Omega = [0, 2\pi]^3$. The kinetic energy spectrum $E(k,t)$ associated to Eq. (3) is defined as the sum over spherical shells,

$$E_0(k,t) = \frac{1}{2} \sum_{\substack{\mathbf{k} \in \mathbb{Z}^3 \\ k-1/2 < |\mathbf{k}| < k+1/2}} |\widehat{\mathbf{u}}(\mathbf{k},t)|^2, \quad (4)$$

and the energy,

$$E_0 = \frac{1}{2(2\pi)^3} \int_{\Omega} |\mathbf{u}(\mathbf{x},t)|^2 d^3x = \frac{1}{2} \sum_{\mathbf{k} \in \mathbb{Z}^3} |\widehat{\mathbf{u}}(\mathbf{k},t)|^2,$$

is independent of time when \mathbf{u} satisfies the 3D Euler Eq. (3). The conserved energy associated to the generalized Euler-Voigt- α model Eq. (2) is straightforward to obtain and reads in physical space,

$$E_\alpha = \frac{1}{2(2\pi)^3} \int_{\Omega} \mathbf{u} \cdot [1 + (-\alpha^2 \nabla^2)^{\frac{\beta}{2}}] \mathbf{u} d^3x,$$

and in spectral space,

$$E_\alpha = \frac{1}{2} \sum_{\mathbf{k} \in \mathbb{Z}^3} [1 + (\alpha k)^\beta] |\widehat{\mathbf{u}}(\mathbf{k},t)|^2. \quad (5)$$

Consequently, the generalized energy spectrum is defined as

$$E_\alpha(k,t) = \frac{1}{2} \sum_{\substack{\mathbf{k} \in \mathbb{Z}^3 \\ k-1/2 < |\mathbf{k}| < k+1/2}} [1 + (\alpha k)^\beta] |\widehat{\mathbf{u}}(\mathbf{k},t)|^2. \quad (6)$$

In the following, we refer to $E_\alpha(k,t)$ as the energy spectrum and $E(k,t)$ as the kinetic energy spectrum. Equations (2) also conserve the generalized helicity:

$$H_\alpha = \frac{1}{2} \sum [1 + (\alpha k)^\beta] \widehat{\mathbf{u}}(\mathbf{k},t) \cdot \widehat{\boldsymbol{\omega}}(-\mathbf{k},t). \quad (7)$$

In this work we only consider flows with $H_\alpha = 0$.

Let us remark that the differential operator multiplying the right-hand side of our generalized 3D Euler-Voigt- α model Eq. (2) can be written in Fourier space as $1 + (\alpha k)^\beta = 1 + (k/k_\alpha)^\beta$. The formal limit $\beta \rightarrow \infty$ of Eq. (2) thus corresponds to a standard spherical Galerkin truncation [$\widehat{\mathbf{u}}(\mathbf{k}) = 0$ for $|\mathbf{k}| > k_{\max}$] of the Euler Eq. (3) at $k_{\max} = k_\alpha$. Note that a somewhat similar generalization (but involving the use of a high power of the Laplacian in the *dissipative* term of forced hydrodynamical equations) have been studied in Ref. [20].

It is well known that the truncated Euler equation admits statistically stationary solutions given by the microcanonical distribution determined by the invariants [1,3]. These solutions are the so-called absolute equilibrium and lead to equipartition of energy among Fourier modes. The Euler-Voigt- α model considered as a truncated system, also admits absolute equilibrium solutions. When fully thermalized, Fourier modes can be described by the canonical Gibbs distribution $\widehat{\mathbf{u}}(\mathbf{k}) \sim \mathcal{Z}^{-1} \exp\{-\beta E_\alpha[\widehat{\mathbf{u}}]\}$, where \mathcal{Z} is the partition function.¹ As the invariant energy is quadratic, the absolute equilibrium is Gaussian and the Fourier modes are independent. This leads to the spectra

$$E_\alpha(k) = \frac{3E_\alpha k^2}{k_{\max}^3}, \quad \text{or} \quad E(k) = \frac{3E_\alpha k^2}{k_{\max}^3 (1 + \alpha^\beta k^\beta)}. \quad (8)$$

The large-scale behavior of the kinetic energy spectrum thus depends on the value of the penalization exponent β as $E(k) \sim k^{2-\beta}$. Therefore, in thermal equilibrium the small scales of \mathbf{u} (i.e., $k \gg k_\alpha$) are penalized when $\beta > 0$.

Taking into account that, in Fourier space, the differential operator in Eq. (2) can be defined for real values of $\beta \geq 0$, the choice $\beta = 11/3$ yields an absolute equilibrium $E(k) \sim k^{-5/3}$ and thus a fully thermalized field following Kolmogorov scaling. In the same vein, choosing in two-dimensions $\beta = 2/3$ also yields Kolmogorov scaling, this time for the equipartition of enstrophy. This can represent an interesting alternative to the fractal decimation method that was used in Ref. [21].

B. Numerical method

The generalized 3D Euler-Voigt- α Eq. (2) are solved numerically using standard [22] pseudospectral methods with resolution N . Time marching is performed using a second-order Runge-Kutta scheme and the solutions are spherically dealiased by suppressing, at each time step, the modes for which the wave vector exceeds two-thirds of the maximum wave number $N/2$ (thus, a 2048^3 run is truncated at $|\mathbf{k}| > k_{\max} = 682$; see, e.g., Ref. [23], for details on the numerical method).

¹Incompressibility must be taken into account when writing the Gibbs distribution; see Ref. [1].

TABLE I. List of runs of the generalized 3D Euler-Voigt- α model Eq. (2) with Taylor-Green initial data Eq. (9) and maximum integration time t_{\max} .

| Run | Res. | β | k_α | t_{\max} | Run | Res. | β | k_α | t_{\max} |
|-------|------|---------|------------|------------|-----|------|---------|------------|------------|
| Euler | 1024 | — | — | 30 | 11 | 2048 | 2 | 100 | 15 |
| 1 | 1024 | 2 | 20 | 50 | 12 | 2048 | 2 | 200 | 15 |
| 2 | 1024 | 2 | 40 | 50 | 13 | 2048 | 4 | 50 | 15 |
| 3 | 1024 | 2 | 80 | 50 | 14 | 2048 | 4 | 100 | 15 |
| 4 | 1024 | 4 | 20 | 50 | 15 | 2048 | 4 | 200 | 15 |
| 5 | 1024 | 4 | 40 | 50 | 16 | 2048 | 6 | 50 | 15 |
| 6 | 1024 | 4 | 80 | 50 | 17 | 2048 | 6 | 100 | 15 |
| 7 | 1024 | 6 | 20 | 50 | 18 | 2048 | 6 | 200 | 15 |
| 8 | 1024 | 6 | 40 | 50 | 19 | 512 | 2 | 4 | 2300 |
| 9 | 1024 | 6 | 80 | 50 | 20 | 512 | 4 | 4 | 2300 |
| 10 | 2048 | 2 | 50 | 15 | 21 | 512 | 6 | 4 | 2300 |

We consider here solutions of Eq. (2) that correspond to the so-called Taylor-Green (TG) [24] (2π -periodic) initial data $\mathbf{u}(x, y, z, 0) = \mathbf{u}^{\text{TG}}(x, y, z)$, with

$$\mathbf{u}^{\text{TG}} = [\sin(x) \cos(y) \cos(z), -\cos(x) \sin(y) \cos(z), 0]. \quad (9)$$

The simulations reported in this paper were performed using a special purpose symmetric parallel code developed from that described in Refs. [23,25–27]. The code uses the symmetries of the Taylor-Green initial data to speed-up computations and optimize memory usage. The workload for a time step is (roughly) twice that of a general periodic code running at a quarter of the resolution. Specifically, at a given computational cost, the ratio of the largest to the smallest scale available to a computation with enforced Taylor-Green symmetries is enhanced by a factor of 4 in linear resolution. This leads to a factor of 32 savings in total computational time and memory usage. The code is based on FFTW and a hybrid MPI-OpenMP scheme derived from that described in Ref. [28]. At resolution 2048^3 we used 512 MPI processes, each process spawning 8 OpenMP threads.

When compared with standard Euler Eq. (3) runs that were performed in Ref. [23], the only computational advantage of the the generalized 3D Euler-Voigt- α model Eq. (2) stems from the much weaker Courant-Friedrichs-Lewy (CFL) condition $Uk \Delta t < C$ on the time step Δt , which is conditioned by $k = k_\alpha = \alpha^{-1}$ rather than $k = k_{\max}$, when $k_\alpha \ll k_{\max}$. We have performed a number of high-resolution runs that are summarized in Table I. The CFL condition $\Delta t k_\alpha \sim 0.1$ was enough to ensure both stability and energy conservation up to 0.3% in the worst case.

C. Self truncation

A first indication on the dynamics of the generalized Euler-Voigt- α model Eq. (2) with Taylor-Green initial data Eq. (9) is given by the behavior of the Energy spectra for a run at resolution 1024^3 with $\beta = 4$ and $k_\alpha = 80$ (run 6, Table I) that is displayed in Fig. 1.

Different regimes are clearly observed. First the energy is transferred toward small scales as in the standard Euler equation evolution ($t \leq 5$). Then the energy reaches the wave number $k_\alpha = 80$ and the α term in Eq. (2) starts to suppress

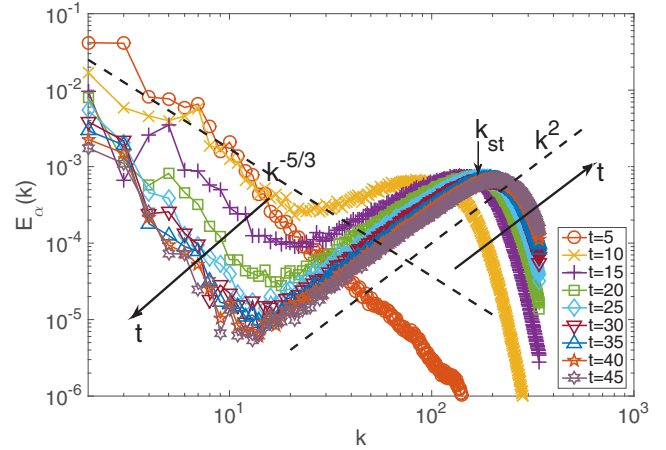


FIG. 1. (Color online) Temporal evolution (indicated by arrows) of the energy spectrum $E_\alpha(k)$ for $\beta = 4$ and $k_\alpha = 80$. Resolution 1024^3 ($k_{\max} = 342$). The dashed lines respectively display the Kolmogorov $k^{-5/3}$ and the equipartition k^2 scaling. The self-truncation wavenumber is indicated by the small vertical arrow.

the energy transfer for $k > k_\alpha$. As a consequence, the energy piles up around this wave number, similar to the truncated Euler case with a cutoff $\sim k_\alpha$. A compatible Kolmogorov $k^{-5/3}$ scaling is observed at large scales ($t = 15$), followed by a partially thermalized zone in k^2 extending up to k_{st} . The wave number $k_{\text{st}}(t)$ then slowly grows from its initial value k_α until it eventually reaches the simulation cutoff k_{\max} . For $t \rightarrow \infty$ the system fully thermalizes independently of the parameters (data not shown) and the spectrum is then described by the absolute equilibrium Eq. (8). It is conspicuous that for $k > k_{\text{st}}$ the energy quickly decays and the partial thermalization regime is thus independent of the simulation cutoff k_{\max} . We thus refer to k_{st} as the *self-truncation* wave number. A further discussion and justification for its name will be given later [see below, paragraph following Eq. (10)].

Figure 2 displays the spectra of simulations at resolution 2048^3 for different values of β and k_α taken at time $t = 10.2$.² The self-truncation is apparent for the smaller k_α at all values of β and, for larger $\beta \geq 4$, at all values of k_α . The three ranges delimited by the *thermalization* wave number k_{th} and the *self-truncation* wave number k_{st} are clearly visible [see Fig. 2(c)] at this high resolution. Formally, these zones correspond to the Kolmogorov regime ($k \ll k_{\text{th}}$), the thermalization range ($k_{\text{th}} \ll k \ll k_{\text{st}}$), and the exponential energy decay ($k \gg k_{\text{st}}$). It is remarkable that, at this intermediate time ($t = 10.2$), the $\beta = 6$ case appears to be already behaving somewhat like what is expected of the $\beta = \infty$ limit. Indeed, Fig. 2(c) is reminiscent of the previously studied truncated-Euler case (see Fig. 1 of Ref. [5]). Of course, in the truncated Euler case no third decreasing zone exists as, when $\beta = \infty$, $E_\alpha(k) = 0$ for $k > k_\alpha$. In order to make the comparison with the $\beta = \infty$ limit more quantitative, following Ref. [5], we have computed the thermalized energy $E_{\text{th}}(t) = \sum_{k_{\text{th}}(t) < k} E(k, t)$ and the effective

²Throughout this paper (unless explicitly stated otherwise), the colors blue, green, and red will be used in plots to denote $\beta = 2, 4, 6$, respectively.

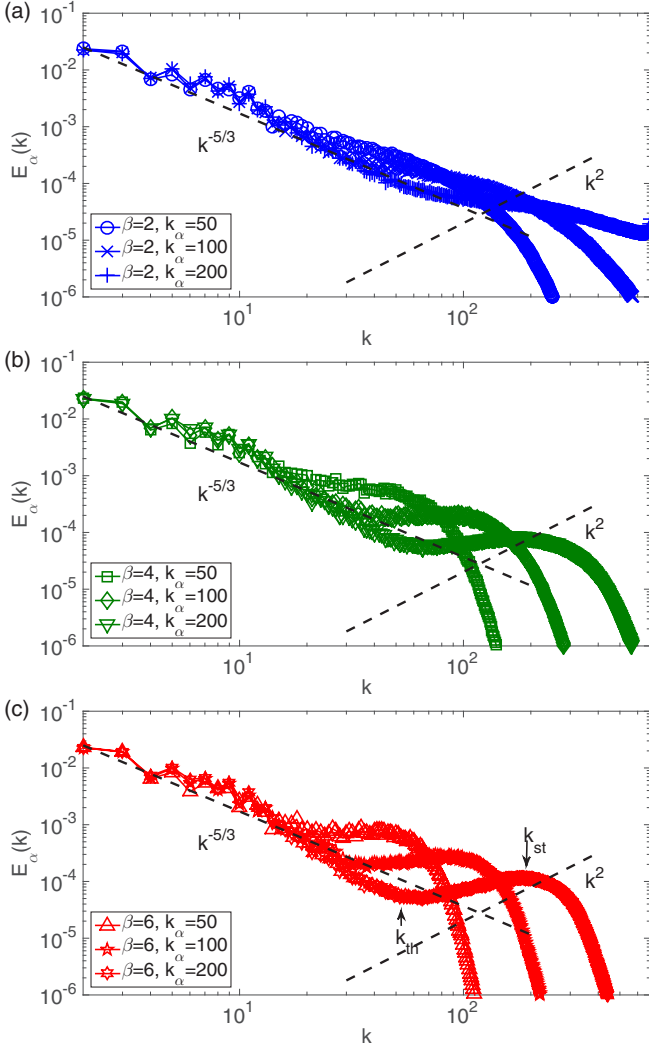


FIG. 2. (Color online) Energy spectrum $E_\alpha(k)$ versus k for $\beta = 2$ and $k_\alpha = 50, 100$, and 200 at $t = 10.2$. (b) Same conditions than in (a) but $\beta = 4$. (c) Same conditions as in (a) but $\beta = 6$. The dashed-black lines correspond to Kolmogorov scaling $E_\alpha(k) \sim k^{-5/3}$ and energy equipartition $E_\alpha(k) \sim k^2$. The thermalization wave number k_{th} and self-truncation k_{st} are indicated by arrows in (c).

dissipation $\varepsilon(t) = \frac{dE_{th}(t)}{dt}$. The time evolutions of k_{th} , E_{th} , and ε are presented on Fig. 3. The agreement with the truncated Euler data appears to be good (compare with Figs. 2 and 4 in Ref. [5]). These quantities do not appreciably depend on the value of β .

In Refs. [5,29], an effective generalized Navier-Stokes model for the dissipative dynamics of modes k close to $k_{th}(t)$ was suggested for the original Euler case with fixed truncation at $k = k_{max}$. In this case, the effective viscosity of the model was given by $\nu_{eff} = \sqrt{E_{th}/k_{max}}$. If we assume that the generalized large- β case behaves similarly to the Euler case truncated at k_{st} , we find that the dissipative wave number k_d should be given by

$$k_d \sim \varepsilon^{1/4} (\sqrt{E_{th}/k_{st}})^{-3/4}. \quad (10)$$

The consistency of this estimation of the effective dissipation with the results displayed in Figs. 3(a)–3(c) requires that

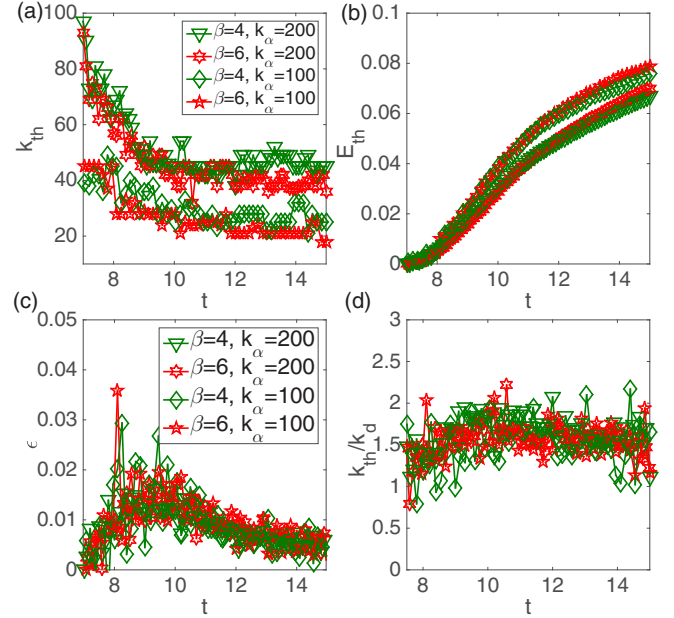


FIG. 3. (Color online) Temporal evolution of (a) k_{th} , (b) E_{th} , (d) $\varepsilon = \frac{dE_{th}}{dt}$, (e) k_{th}/k_d with k_d estimated based on the self-truncation wave number k_{st} ; see Eq. (10).

$k_d \sim k_{th}$. The ratio k_{th}/k_d is displayed on Fig. 3(d). It is indeed of order unity and reasonably constant in time. Thus, the large- β dynamics of Eq. (2) is seen to emulate the dynamics of the Euler equation, spectrally truncated at $k_{max} = k_{st}$. For this reason, we call the regime where this behavior takes place the self-truncation regime.

In the self-truncation regime, the energy spectrum $E_\alpha(k)$ sharply decreases for $k > k_{st}$ (see Fig. 2). In order to quantify this behavior we have used the so-called analyticity strip (AS) method [30]. Let us recall that the idea is to monitor the “width of the analyticity strip” $\delta(\geq 0)$ as a function of time, effectively measuring a “distance to the singularity” [31]. Using spectral methods [22], $\delta(t)$ is obtained directly from the high-wave-number exponential falloff of the spatial Fourier transform of the solution [32]. The AS method has been used to numerically study putative Euler singularities (see, e.g., Ref. [23] for implementation details). The common procedure is to perform a least-square fit at each time t on the logarithm of the energy spectrum $E_\alpha(k, t)$, using the functional form

$$\ln E_\alpha(k, t) = \ln C(t) - n(t) \ln k - 2k \delta(t). \quad (11)$$

Energy spectra are fitted on the intervals $2 < k < k^*$ for $t < 2$ and on the interval $300 < k < \min(k^*, k_{max})$ for $t > 2$, with $k^* = \inf \{k \mid E(k) < 10^{-32}\}$ denotes the beginning of roundoff noise. The fit presented in Fig. 4(a) is in good agreement with the data.

The time evolution of the fit parameter δ is displayed in Fig. 4(b), where it is compared with the exponential in time law $\delta(t) = 2.7e^{-t/0.56}$ followed by the Euler equation (see Ref. [23]). The horizontal lines show the value of the length $2/k_{max}$ (dashed) and $2/k_\alpha$ (dotted-dashed). It is apparent that the model follows the Euler dynamics as long as $\delta k_\alpha \gg 1$. The measure of the fit parameters is reliable as long as $\delta(t)$ remains larger than a few mesh sizes ($\delta k_{max} \gg 1$), a

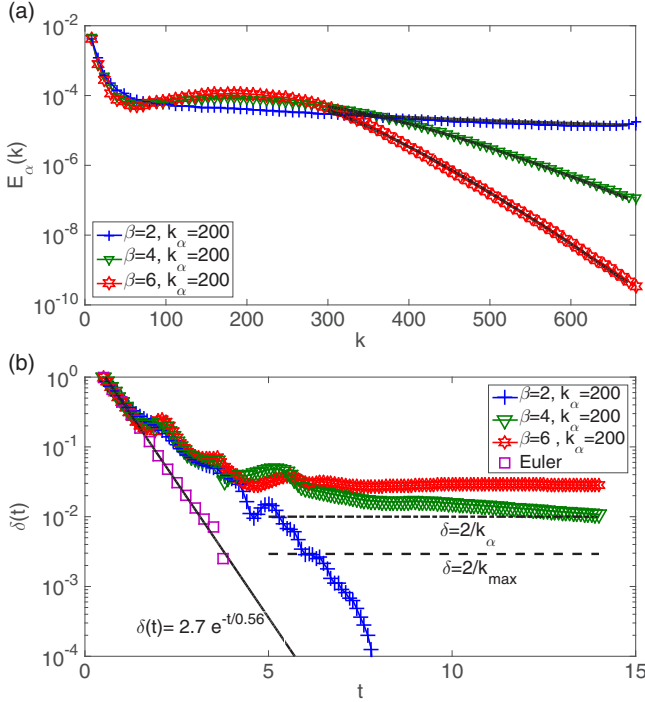


FIG. 4. (Color online) (a) Exponential decay of $E_\alpha(k)$ at $t = 7.8$. (b) Time evolution of energy spectrum fit parameter δ of Eq. (11): Horizontal lines correspond to $\delta k_{\max} = 2$ (dashed black line) and $\delta k_\alpha = 2$ (dot-dashed black line). Exponential law (dot black line) $\delta = 2.7 \exp(-t/0.56)$ from Ref. [23].

condition required for the smallest scales to be accurately resolved and spectral convergence ensured. Thus the dimensionless quantity δk_{\max} is a measure of spectral convergence. Therefore, the self-truncation solutions are solution of the full partial differential Eq. (2) and not of the spectrally truncated system.

From the mathematical point of view, Eq. (2) can be considered as ordinary differential equation as the right-hand side can be shown to be a bounded continuous Lipschitz map between Banach spaces. In this case, existence and regularity can be proved using the same techniques as in (finite-dimensional) ordinary differential equations [33].

D. Long-time behavior of k_{st}

The self-truncation observed in Fig. 2 is accompanied by a very slow growth of k_{st} until it reaches the simulation cutoff k_{\max} . Such a behavior was also observed in the dispersive self-truncation of the truncated Gross-Pitaevskii equation in two [10] and three [8,9] dimensions. In the Gross-Pitaevskii case, the self-truncation wave number k_{st} was shown to obey a power-law scaling:

$$k_{st}(t) \sim t^\eta, \quad t \gg 1. \quad (12)$$

Figure 5 displays the temporal evolution of k_{st} for different values of β and k_α . The wave number k_{st} is determined by the weighted average $k_{st} = \sqrt{(5/3) \sum_k E_\alpha(k,t) k^2 / E_\alpha}$. With this definition, in the case of the absolute equilibrium Eq. (8) we obtain $k_{st} = k_{\max}$. Bear in mind that k_{st} is defined for all times,

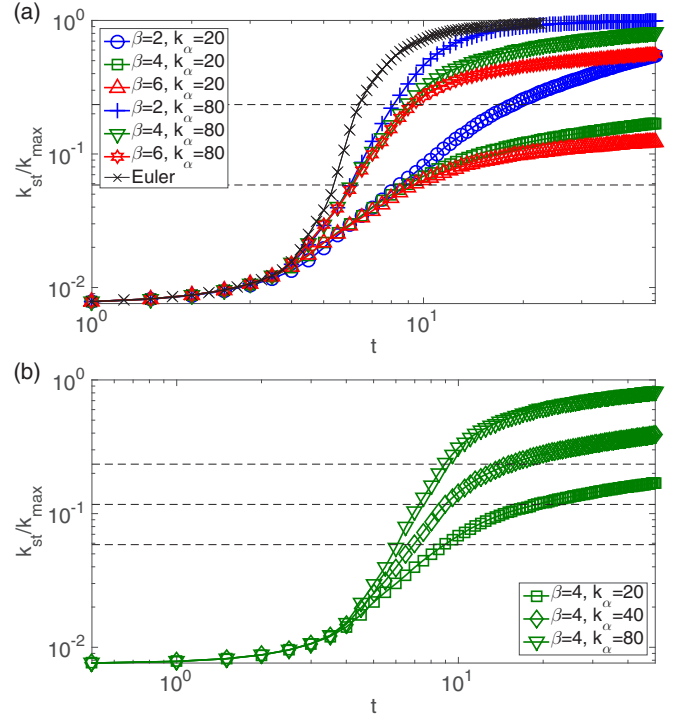


FIG. 5. (Color online) Time evolution of $k_{st}(t)$ at resolution 1024^3 (see Table I). (a) Different values of β for $k_\alpha = 20$. The crosses show the Euler evolution of k_{st} ($\alpha = 0$). (b) $\beta = 4$ and different values of k_α . The horizontal dashed lines represent the values of k_α/k_{\max} .

even before the self-truncation starts to take place. It is in fact proportional to the inverse of the Taylor microscale [32].

Figure 5(a) compares $k_{st}(t)$ for different values of the penalization exponent β with $k_\alpha = 20$ (lower three curves) and $k_\alpha = 80$ (upper three curves). For short times, when $k_{st} < k_\alpha$, the temporal evolution of k_{st} is, as expected, independent of β . Furthermore, for the very short times, the penalization of small scales introduced by the α -term in the Euler-Voigt- α model is negligible and thus k_{st} is also independent of k_α as the dynamics is given by the (standard) Euler equation (black curve with crosses).

A behavior compatible with a power law is observed at long times. It is apparent that the exponent seems to depend on the value of β , though the data do not allow a clear determination of the exponent η . The power-law behavior is contaminated by the initial dynamic as it is actually expected to have the form $k_{st}(t) \sim (t - t_0)^\eta$, where t_0 is the time when self-truncation starts. Simulations where $t \gg t_0$ and $k_{st} \ll k_{\max}$ are difficult to reach with the present choice of parameters and resolution.

In order to explore such power-law behavior a series of runs (19–21, see Table I) have been performed in resolution 512^3 and at small value of $k_\alpha = 4$. With this choice of parameter, self-truncation starts at low wave numbers ($\sim k_\alpha$) and thus no Kolmogorov scaling can be observed. However, such a choice allows very long temporal integrations (up to $t = 2300$) and to clearly observe the power-law behavior of k_{st} , as apparent in the inset of Fig. 5. The value of the exponent clearly depends on the penalization exponent β . The values measured for η are displayed in Table II.

TABLE II. Values of the exponent η of the self-truncation wave number $k_{st}(t) \sim t^\eta$ [see Eq. (12)] obtained from direct numerical simulation of the Euler-Voigt- α model Eq. (2), α V-EDQNM [Eqs. (14)–(17)], and α V-Leith model ($r = 2$) [Eq. (24)].

| | $\beta = 2$ | $\beta = 4$ | $\beta = 6$ |
|------------------|-----------------------------|-----------------------------|------------------------------|
| α V-Euler | $0.5 \pm 6 \times 10^{-3}$ | $0.25 \pm 3 \times 10^{-3}$ | $0.07 \pm 5 \times 10^{-3}$ |
| α V-EDQNM | $0.33 \pm 5 \times 10^{-5}$ | $0.11 \pm 9 \times 10^{-5}$ | $0.085 \pm 1 \times 10^{-4}$ |
| α V-Leith | 0.33 ± 10^{-6} | $0.15 \pm 2 \times 10^{-4}$ | $0.09 \pm 9 \times 10^{-6}$ |

The power law observed for k_{st} strongly suggests looking for self-similar behavior of the energy spectrum $E_\alpha(k, t)$, where the only temporal dependence of the spectrum is given by $k_{st}(t)$. A self-similar form of the energy spectrum compatible with the conservation law Eq. (5) is given by

$$E_\alpha(k, t) = \frac{E_0}{k_{st}(t)} \Psi \left[\frac{k}{k_{st}(t)} \right], \quad (13)$$

where E_0 is a constant with dimension of energy. The function $\Psi(z)$ is expected to behave as $\Psi(z) \sim z^2$ for $z \ll 1$ and exponentially decay for $z \gg 1$. Figure 6 displays $k_{st}(t)E_\alpha(k, t)$ as a function of $k/k_{st}(t)$, where the tendency to converge toward a self-similar distribution is confirmed for long times. The assumption of self-similarity implicitly supposes that the scale α is very small. Such hypothesis is valid only for long times such that $k_\alpha \ll k_{st}(t) \ll k_{\max}$. Discrepancies with the full self-similar form are certainly due to the finite values of the infrared and ultraviolet cutoff of the simulation. In order to develop further this idea, in the next sections we introduce two theoretical models that allow us to obtain both a clear numerical support of self-similarity and an analytic expression for the self-truncation exponent η .

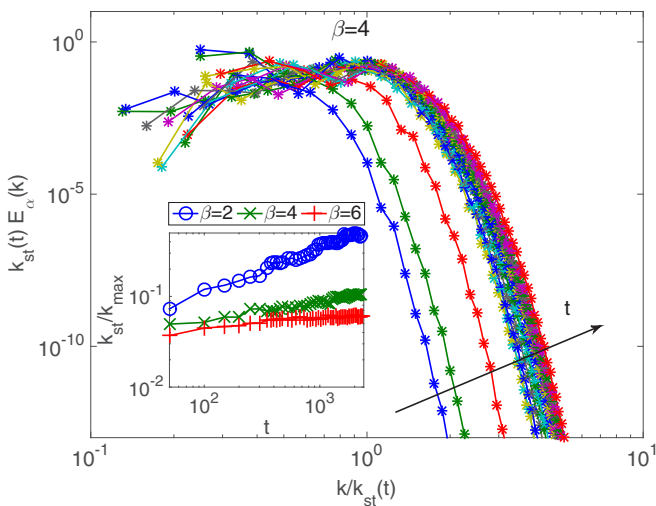


FIG. 6. (Color online) Temporal evolution of the self-similar function $\Psi[k/k_{st}(t)] = E_\alpha(k, t)k_{st}(t)$ [see Eq. (13)] for $\beta = 4$ and $k_\alpha = 4$. Data from direct numerical resolution of Eq. (2) at resolution 512^3 . The inset shows the temporal evolution of $k_{st}(t)/k_{\max}$ for different values of β .

III. THEORETICAL MODELS

A. Eddy-damped quasi-Markovian Euler-Voigt- α model

A popular model of turbulence is the so-called eddy-damped quasi-Markovian closure [4, 18]. It was derived in the 1960–70s and is based on statistical closure of the velocity correlations in Fourier space plus some ad-hoc modeling of the dissipative time scales. It furnishes an integrodifferential equation for the spectrum $E(k, t)$. EDQNM has been proved to be a powerful theoretical and numerical tool in the past 30 years as it allows us to achieve a very large scale separation. It was also shown by Bos and Bertoglio [29] that EDQNM reproduces well the dynamics of the truncated Euler equation, including the $k^{-5/3}$ and k^2 scalings together with the relaxation to equilibrium. It was also used in Ref. [34] to give an analytic prediction of the effective viscosity acting on the large scales of truncated Euler flows.

The extension of EDQNM model to the Euler-Voigt- α case is straightforward. First, following Orszag derivation [4] but using Eq. (2), we directly find

$$\frac{\partial E(k, t)}{\partial t} = \frac{1}{1 + \alpha^\beta k^\beta} T_{NL}(k, t), \quad (14)$$

where the nonlinear transfer T_{NL} is modeled as

$$T_{NL}(k, t) = \iint_{\Delta} \Theta_{kpq}(xy + z^3) \left[\frac{k^2 p E(p, t) E(q, t)}{1 + \alpha^\beta k^\beta} - \frac{p^3 E(q, t) E(k, t)}{1 + \alpha^\beta p^\beta} \right] \frac{dp dq}{pq}. \quad (15)$$

In Eq. (15), Δ represents a strip in (p, q) space such that the three wave vectors \mathbf{k} , \mathbf{p} , and \mathbf{q} form a triangle. x , y , and z , are the cosine of the angles opposite to \mathbf{k} , \mathbf{p} , and \mathbf{q} . Θ_{kpq} is a characteristic time defined as

$$\Theta_{kpq} = \frac{1 - \exp[-(\eta_k + \eta_p + \eta_q)t]}{\eta_k + \eta_p + \eta_q}. \quad (16)$$

The standard EDQNM equations are recovered by setting $\alpha = 0$. Absolute equilibrium Eq. (8) is a stationary solution of Eq. (14) that satisfies detailed balance (no flux solution). The eddy-damped inverse time η_k is defined as

$$\eta_k = \lambda' \sqrt{\int_0^k \frac{s^2 E(s, t)}{1 + \alpha^\beta s^\beta} ds}. \quad (17)$$

In the limit $\alpha \rightarrow 0$ the standard eddy-damped inverse time is recovered [35]. Note that for $\beta \rightarrow \infty$, the standard eddy time is also recovered for $k < k_\alpha = 1/\alpha$, whereas $\eta_k = 0$ for $k > k_\alpha$, consistently with the dynamics of the truncated Euler equation, as for $k > k_{\max}$ the dynamics is frozen. The constant λ defines a timescale and we use the standard value $\lambda = 0.36$. The truncation is imposed by omitting all interactions involving waves numbers larger than k_{\max} in Eq. (15). The main difference between Eqs. (14)–(17) and the standard EDQNM model comes from the penalization terms that inhibit the energy transfer and modifies the straining. Indeed, Eqs. (14) and (15) can be rewritten as the standard EDQNM equations for the generalized spectrum E_α by redefining the characteristic time Eq. (16) as $\Theta_{kpq} = \Theta_{kpq}/(1 + \alpha^\beta k^\beta)(1 + \alpha^\beta p^\beta)(1 + \alpha^\beta q^\beta)$. The evolution of E_α is thus like the one of E in the standard EDQNM model but with a local modification of the energy

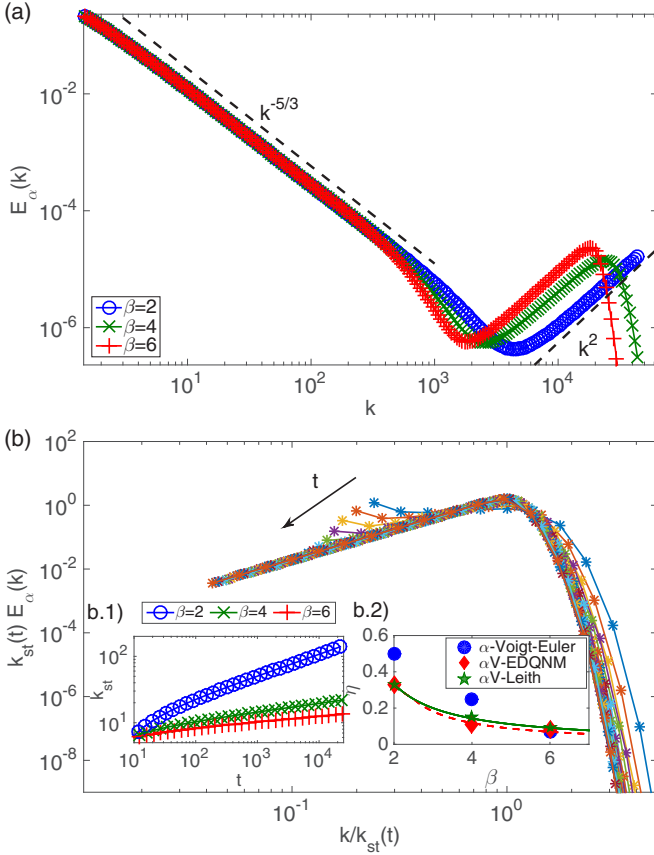


FIG. 7. (Color online) (a) Energy spectra $E_\alpha(k)$ at $t = 3.5$ of the α V-EDQNM model, for different values of β , obtained with $k_\alpha = 10^4$ and $k_{\max} = 43\,918$ (corresponding to resolution 131 072, with 14.2 points per octave). (b) Temporal evolution of the self-similar function $\Psi[k/k_{\text{st}}(t)] = E_\alpha(k, t)k_{\text{st}}(t)$ for $\beta = 4$ and $k_\alpha = 5$ and $k_{\max} = 692$ (28.4 points par octave). The inset (b.1) shows the temporal evolution of $k_{\text{st}}(t)$ for different values of β . The inset (b.2) shows the α V-EDQNM (red dashed line) and α V-Leith (solid green lines) theoretical prediction Eqs. (19) and (26) for the self-truncation exponent η and numerical data from Table II.

transfer term. We refer to Eqs. (14)–(17) as α V-EDQNM model.

A number of simulations of the α V-EDQNM equation has been performed and give a behavior that is similar to that of the DNS of the full Euler-Voigt- α model, including comparable time scales. Figure 7(a) displays the energy spectrum for $\beta = 2, 4, 6$ and $k_\alpha = 10^4$ for a simulation with $k_{\max} = 43\,918$ (and 14.2 points per octave).

Figure 7(a) shows that the three zones observed in the Euler-Voigt- α model (see Fig. 2), are also apparent in α V-EDQNM model spectra, with scaling laws extending for more than two decades. In the same spirit as in the Euler-Voigt- α DNS runs with a smaller value of $k_\alpha = 5$ have been performed, allowing a clear determination of the self-truncation exponent η . The values are presented in Table II. Analogously to the Euler-Voigt- α DNS, we look for a self-similar behavior of the energy spectrum. The collapse is manifest in Fig. 7(b), where the self-similar form [Eq. (13)] is displayed for $\beta = 4$. The α V-EDQNM model allows for directly looking for such self similar

behavior and find the exponent η by counting powers. Indeed, introducing the self-similar form and the variable $z = k/k_{\text{st}}(t)$ in Eq. (13) in the eddy-damped inverse time Eq. (17) we find

$$\eta_z(t) = \lambda E_0^{1/2} k_{\text{st}}(t) \sqrt{\int_0^z \frac{\Psi(z') z'^2}{[1 + \alpha^\beta k_{\text{st}}(t)^\beta z'^\beta]^2} dz'}. \quad (18)$$

The eddy-damped inverse time can thus be expressed as $\eta_z = \lambda E_0^{1/2} k_{\text{st}} I(z, \alpha k_{\text{st}})$. Assuming that $I(z, \alpha k_{\text{st}}) \sim (\alpha k_{\text{st}})^\gamma$, we obtain for the characteristic time in the self-similar form $\Theta_{z_k z_p z_q} \sim k_{\text{st}}^{-1-\gamma}$. In the same way, the nonlinear transfer term Eq. (15) is found to scale with the self-truncation number as $T_{\text{NL}} \sim k_{\text{st}}^{-1-\gamma+3-2-3\beta}$. Equating the left- and right-hand sides of Eq. (14) we obtain $k_{\text{st}} k_{\text{st}}^{-2} \sim k_{\text{st}}^{-\gamma-3\beta}$. Finally, the scaling $k_{\text{st}}(t) \sim t^\eta$ leads to

$$\eta = \frac{1}{3\beta - 1 + \gamma}. \quad (19)$$

The exponent γ can be computed using the ansatz $\Psi(z) = z^2 \exp[-z]$ and it reads $\gamma = -\min[\beta, 5/2]$. The theoretical prediction confronted with the data are presented in good agreement in the inset (b.2) of Fig. 7.

B. α -Voigt Leith model

Let us now introduce another model that shares the same dynamics properties as Euler-Voigt- α . It is a spectral diffusion model that generalizes the so-called Leith model [19]. The original Leith model is a phenomenological nonlinear (local) spectral diffusion equation for the energy spectrum that admits the stationary solutions corresponding to an absolute equilibrium and Kolmogorov scaling. When forcing and dissipation is added to the model, a steady-state containing mixture of constant flux and thermal equilibrium was observed in Ref. [36]. It also known to possess self-similar solutions [37].

The simplest generalization of the Leith model to take into account the α -term that conserves the total energy $E_\alpha(k)$ is given by

$$\frac{\partial E}{\partial t} = -\frac{1}{(1 + \alpha^\beta k^\beta)} \frac{\partial F}{\partial k}, \quad (20)$$

where $F(k)$ is a spectral (nonlinear) flux. Following Leith's original derivation, we assume that the spectral flux is defined in terms of a diffusion coefficient $D(k)$ and a potential $Q(k)$ such that

$$F(k) = -\gamma k^2 D \frac{\partial Q}{\partial k}. \quad (21)$$

Assuming locality in the flux, by dimensional analysis we obtain

$$D = k^{9/2-m} (E/k^2)^n (1 + \alpha^\beta k^\beta)^p, \quad (22)$$

$$Q = k^m (E/k^2)^{3/2-n} (1 + \alpha^\beta k^\beta)^q. \quad (23)$$

The dimensionless coefficient γ sets the global timescale and n, m, q, p are free parameters to be determined. The first constraint is given by the no-flux solution or the absolute equilibrium Eq. (8). Imposing that $F(k) = 0$ for the absolute equilibrium $E_\alpha(k) \sim k^2$ leads to $m = 0$ and $n = 3/2 - q$. The second constraint is for the Kolmogorov-like solution $E_\alpha \sim k^{-5/3}$. Imposing that for such solutions the flux is given

by $F = \epsilon / (1 + \alpha^\beta k^\beta)^r$, we obtain $p = 3/2 - q - r$, r being a free parameter. Such a flux can be easily interpreted in the limit of large β . Indeed, for $k \ll k_\alpha$ the α term is negligible, and the flux becomes constant. The Kolmogorov phenomenology is thus recovered. On the other hand, for $k \gg k_\alpha$ the flux vanishes as expected. Taking into account the previous constraints, we obtain a family of a diffusive α V-Leith models indexed by the parameter r :

$$\frac{\partial E_\alpha}{\partial t} = \frac{2q\gamma}{3} \frac{\partial}{\partial k} \left[\frac{k^{13/2}}{(1 + \alpha^\beta k^\beta)^r} \frac{\partial}{\partial k} (E_\alpha^{3/2} k^{-3}) \right]. \quad (24)$$

The standard Leith model is recovered by setting $\beta = 0$ and rescaling the time. Note that Eq. (24) can be reinterpreted as a standard nonlinear diffusion equation for the generalized energy spectrum E_α by introducing the triple decay time $\tau_3^\alpha(k)$ (see, e.g., Ref. [38]). In terms of $\tau_3^\alpha(k)$, Eq. (24) reads

$$\frac{\partial E_\alpha}{\partial t} = \frac{2q\gamma}{3} \frac{\partial}{\partial k} \left[\tau_3^\alpha(k) k^7 E_\alpha \frac{\partial}{\partial k} (k^{-2} E_\alpha) \right], \quad (25)$$

where the triple decay time is given by $\tau_3^\alpha(k) = \tau_{\text{NL}}^\alpha(k) / (1 + \alpha^\beta k^\beta)^r$ with the eddy turnover time defined as $\tau_{\text{NL}}^\alpha(k) = [k^{3/2} E_\alpha^{1/2}]^{-1}$.³ Different choices of τ_3^α could be used to model for instance in magnetohydrodynamics flows the presence of Alfvén waves [38].

The solutions of the α V-Leith model Eq. (24) indeed reproduce the ones of the Euler-Voigt- α equations. Figure 8(a) displays the energy spectrum for different values of β and $r = 2$. The Kolmogorov $k^{-5/3}$, the equilibrium k^2 regimes, and the fast decay for large k is manifest. The absence of a dissipative zone is apparent in Fig. 8(a), when compared both with the α V-EDQNM case [see Fig. 7(a)] and the Euler Voigt- α model (see Fig. 2). This is certainly due to the locality in Fourier space of the α V-Leith model.

As in the previous models, we look for self-similar solution of Eq. (24). Introducing Eq. (13) into Eq. (24) we obtain in the limit of $k \gg k_\alpha$ for the self-truncation exponent

$$\eta = \frac{1}{\beta r - 1}. \quad (26)$$

This prediction coincides with the one of EDQNM for $r = 2 + \gamma/\beta$ [see Eq. (19)]. The self-similarity behavior of $E_\alpha(k, t)$ is apparent in Fig. 8(b), where the self-similar form is displayed for $\beta = 4$ and $r = 2$. The inset shows the temporal evolution of $k_{\text{st}}(t)$ for different values of β . A power-law growth is manifest. The measured values of the exponent η presented in Table II are in good agreement with the prediction Eq. (26).

The self-similar analysis leads to a nonlinear second-order ordinary differential equation for $\Psi(z)$ [see Eq. (13)]. This equation cannot be solved analytically but an asymptotic analysis predicts $\Psi(z) \sim z^2$ for $z \ll 1$ and $\Psi(z) \sim (\text{cte} - z)^{3/2}$ for $z \gtrsim 1$. Data is compatible with this result (not shown). Note that, unlike the Euler-Voigt- α and α V-EDQNM models, the Leith model presents a sharp cutoff instead of an exponential decay.

³In the literature, the spectral transfer time (denoted here by τ_3^α) usually appears; it is related to the triple decay time by the relationship $\tau_3^\alpha \tau_S^\alpha = \tau_{\text{NL}}^{\alpha 2}$.

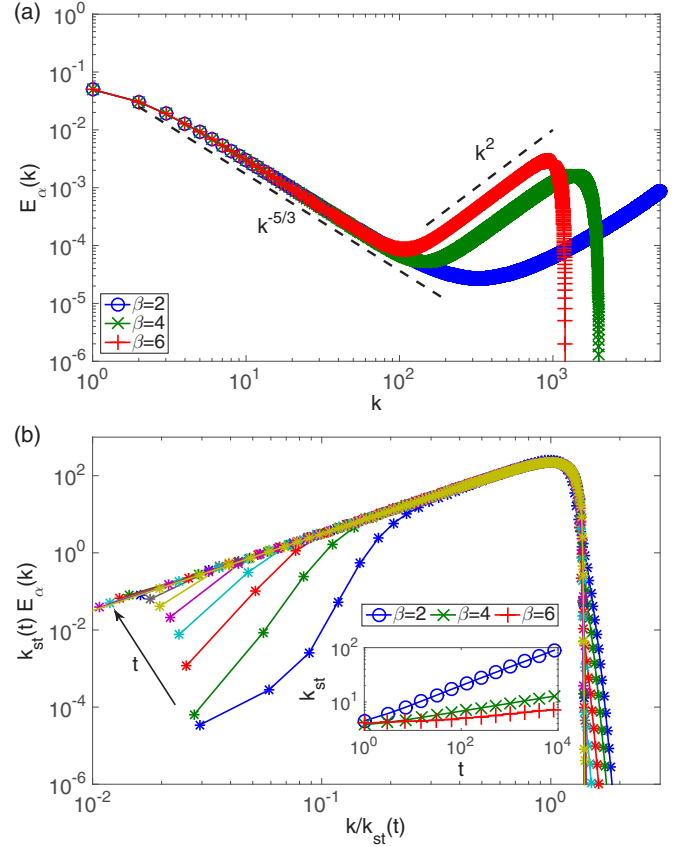


FIG. 8. (Color online) (a) Energy spectra $E_\alpha(k)$ of the α V-Leith model Eq. (24) for different values of β obtained with $k_\alpha = 400$ and $k_{\text{max}} = 4000$. (b) Temporal evolution of the self similar function $\Psi[k/k_{\text{st}}(t)] = E_\alpha(k, t) k_{\text{st}}(t)$ for $\beta = 4$ and $k_\alpha = 2$. The inset shows the temporal evolution of $k_{\text{st}}(t)$ for different values of β .

IV. CONCLUSION

In summary, the Euler-Voigt- α model allowed us to show that its self-truncation regime reproduces the behavior of the truncated Euler equation [5]. We also found evidence for self-similarity in the long-time behavior of the energy spectrum. Introducing two different simplified models, the α V-EDQNM model and the α V-Leith model, we were able to show that they present behaviors similar to that of the Euler-Voigt- α model. We were able to determine the analytical values of the self-similar exponents of the simplified models.

In the present work we have used only integer values for β . As was noted in Sec. II A, choosing $\beta = 11/3$ yields an absolute equilibrium $E(k) \sim k^{-5/3}$ and, in two-dimensions, $\beta = 2/3$ also yields Kolmogorov scaling. This can represent an interesting alternative to the fractal decimation method that was used in Ref. [22].

The present work can be naturally extended to the 2D and 3D Ideal MHD equations. In this context, it was recently shown that dynamo action can be triggered by turbulence in absolute equilibrium [39]. Thermalization with $\beta = 11/3$ would allow for a more realistic velocity spectrum, mimicking the infinite Reynolds limit.

As already stated in the introduction, several *dissipative* Navier-Stokes-Voigt- α regularizations have been proposed as

subgrid-scale models of classical turbulence closure problems both in hydrodynamics [13] and in magnetohydrodynamics [14]. We now end this paper with a few remarks on the relation of the present work with these more standard subjects.

First, all the calculations presented above were performed *without dissipation*. This methodology clearly poses a challenge when one is interested in the Reynolds number (Re) of the flows, as, e.g., in the implicit Large Eddy Simulations of reference [40]. However, in fully developed turbulence [32], the dissipative scale k_d is related to the integral scale k_I by $k_d \sim k_I Re^{3/4}$. Thus, a first guess for a Reynolds number could be $Re \sim (k_d/k_I)^{4/3}$, with k_d given by Eq. (10) above (see Sec. II C). This important problem is beyond the present work and clearly deserves further attention.

A second question is how the sweeping and straining processes (for review articles, see, e.g., Refs. [41,42]) need to

be modified in the Euler-Voigt- α and related fluid models. This problem was discussed, for the α -Voigt EDQNM model, in the paragraph following Eq. (17). The identification of sweeping and straining processes in the complete Euler-Voigt- α model Eq. (2) is an important problem that must also be left for further studies.

ACKNOWLEDGMENTS

We acknowledge useful scientific discussions with Claude Bardos, Uriel Frisch, Annick Pouquet, Samriddhi S. Ray, and Edriss Titi. The computations were carried out at IDRIS and the Mésocentre SIGAMM hosted at the Observatoire de la Côte d'Azur.

-
- [1] T. Lee, *Q. Appl. Math.* **10**, 69 (1952).
 [2] R. Kraichnan, *J. Acoust. Soc. Am.* **27**, 438 (1955).
 [3] R. Kraichnan, *J. Fluid Mech.* **59**, 745 (1973).
 [4] S. Orszag, in *Statistical Theory of Turbulence*, edited by R. Balian and J. L. Peube (Gordon and Breach, New York, 1977).
 [5] C. Cichowlas, P. Bonaïti, F. Debbasch, and M. Brachet, *Phys. Rev. Lett.* **95**, 264502 (2005).
 [6] G. Krstulovic, P. D. Mininni, M. E. Brachet, and A. Pouquet, *Phys. Rev. E* **79**, 056304 (2009).
 [7] G. Krstulovic, C. Cartes, M. Brachet, and E. Tirapegui, *Int. J. Bifurcat. Chaos* **19**, 3445 (2009).
 [8] G. Krstulovic and M. E. Brachet, *Phys. Rev. Lett.* **106**, 115303 (2011).
 [9] G. Krstulovic and M. E. Brachet, *Phys. Rev. E* **83**, 066311 (2011).
 [10] V. Shukla, M. Brachet, and R. Pandit, *New J. Phys.* **15**, 113025 (2013).
 [11] Y. Cao, E. M. Lunasin, and E. S. Titi, *Commun. Math. Sci.* **4**, 823 (2006).
 [12] A. Larios and E. S. Titi, *Discrete Contin. Dynam. Syst. Ser. B* **14**, 603 (2010).
 [13] Y. Cao and E. S. Titi, *Numer. Funct. Anal. Optim.* **30**, 1231 (2009).
 [14] P. D. Mininni, D. C. Montgomery, and A. Pouquet, *Phys. Rev. E* **71**, 046304 (2005).
 [15] V. K. Kalantarov, B. Levant, and E. S. Titi, *J. Nonlinear Sci.* **19**, 133 (2009).
 [16] F. Ramos and E. S. Titi, *Discrete Contin. Dynam. Syst.* **28**, 375 (2010).
 [17] B. Levant, F. Ramos, and E. S. Titi, *Commun. Math. Sci.* **8**, 277 (2010).
 [18] S. A. Orszag, *J. Fluid Mech.* **41**, 363 (1970).
 [19] C. E. Leith, *Phys. Fluids* **10**, 1409 (1967).
 [20] U. Frisch, S. Kurien, R. Pandit, W. Pauls, S. S. Ray, A. Wirth, and J.-Z. Zhu, *Phys. Rev. Lett.* **101**, 144501 (2008).
 [21] U. Frisch, A. Pomyalov, I. Procaccia, and S. S. Ray, *Phys. Rev. Lett.* **108**, 074501 (2012).
 [22] D. Gottlieb and S. A. Orszag, *Numerical Analysis of Spectral Methods* (SIAM, Philadelphia, 1977).
 [23] M. D. Bustamante and M. Brachet, *Phys. Rev. E* **86**, 066302 (2012).
 [24] G. I. Taylor and A. E. Green, *Proc. R. Soc. A* **158**, 499 (1937).
 [25] E. Lee, M. E. Brachet, A. Pouquet, P. D. Mininni, and D. Rosenberg, *Phys. Rev. E* **78**, 066401 (2008).
 [26] A. Pouquet, E. Lee, M. E. Brachet, P. D. Mininni, and D. Rosenberg, *Geophys. Astrophys. Fluid Dynam.* **104**, 115 (2010).
 [27] M. E. Brachet, M. D. Bustamante, G. Krstulovic, P. D. Mininni, A. Pouquet, and D. Rosenberg, *Phys. Rev. E* **87**, 013110 (2013).
 [28] P. D. Mininni, D. Rosenberg, R. Reddy, and A. Pouquet, *Parallel Comput.* **37**, 316 (2011).
 [29] W. J. T. Bos and J.-P. Bertoglio, *Phys. Fluids* **18**, 071701 (2006).
 [30] C. Sulem, P.-L. Sulem, and H. Frisch, *J. Comput. Phys.* **50**, 138 (1983).
 [31] U. Frisch, T. Matsumoto, and J. Bec, *J. Stat. Phys.* **113**, 761 (2003).
 [32] U. Frisch, *Turbulence: The Legacy of A. N. Kolmogorov* (Cambridge University Press, Cambridge, 1995).
 [33] E. Titi and C. Bardos (private communication, 2014).
 [34] G. Krstulovic and M. Brachet, *Physica D: Nonlinear Phenomena* **237**, 2015 (2008).
 [35] A. Fouquet, M. Lesieur, J. Andre, and C. Basdevant, *J. Fluid Mech.* **72**, 305 (1975).
 [36] C. Connaughton and S. Nazarenko, *Phys. Rev. Lett.* **92**, 044501 (2004).
 [37] V. N. Grebenev, S. V. Nazarenko, S. B. Medvedev, I. V. Schwab, and Y. A. Chirkunov, *J. Phys. A* **47**, 025501 (2014).
 [38] Y. Zhou and W. H. Matthaeus, *J. Geophys. Res.* **95**, 14881 (1990).
 [39] S. G. G. Prasath, S. Fauve, and M. Brachet, *Europhys. Lett.* **106**, 29002 (2014).
 [40] Y. Zhou, F. F. Grinstein, A. J. Wachtor, and B. M. Haines, *Phys. Rev. E* **89**, 013303 (2014).
 [41] Y. Zhou, W. H. Matthaeus, and P. Dmitruk, *Rev. Mod. Phys.* **76**, 1015 (2004).
 [42] Y. Zhou, *Phys. Rep.* **488**, 1 (2010).